

## TTG

### TraceTek Multiple Channel Alarm Module

The TraceTek TTG multiple channel alarm module is designed for use with all TraceTek sensing cables to detect fluid leaks. The TTG can independently monitor up to 12 individual sensing cables (4 and 12 channel models available).

#### Simple operation

The module display includes LEDs for each channel. In the event of a leak, the alarm sounds and the LED indicates the channel where the leak occurred. The operator silences the alarm by pressing the external SILENCE BUZZER button. The four pole TTG alarm relay can actuate optional remote alarm devices.

#### Reliable performance

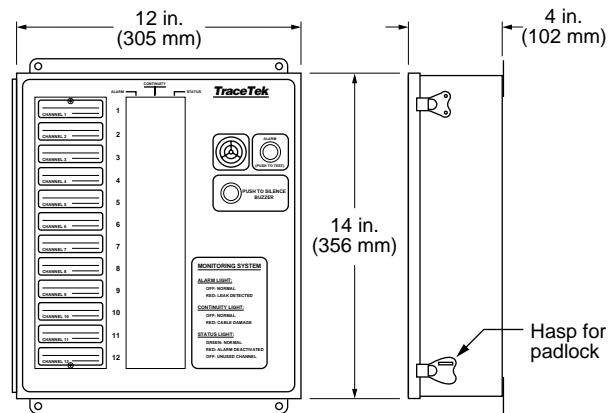
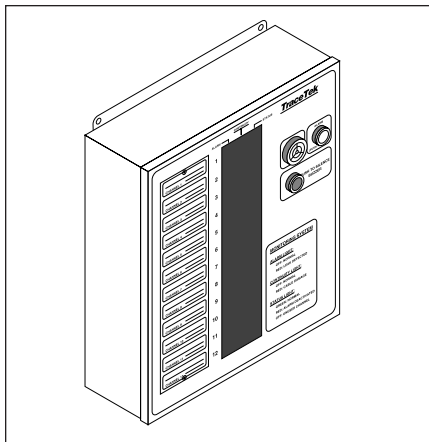
The module's faceplate features three LEDs for each channel to clearly indicate the system condition:

- STATUS - power/activation for channel
- CONTINUITY - sensing circuit integrity
- ALARM - presence of leaks

Any loss of system integrity, whether caused by an interruption of power or a cut in a cable, will be indicated by the module panel display and relay output. External and internal test features allow the user to check module functions.

#### Rugged design

The metal enclosure of the TTG alarm module can be surface or flush-mounted. The module enclosure can be locked to restrict access by unauthorized personnel. The alarm buzzer can be silenced from outside the module enclosure. The 95-decibel alarm is easily heard above the operating noise of process equipment. The module operates on 120 or 240 Vac.



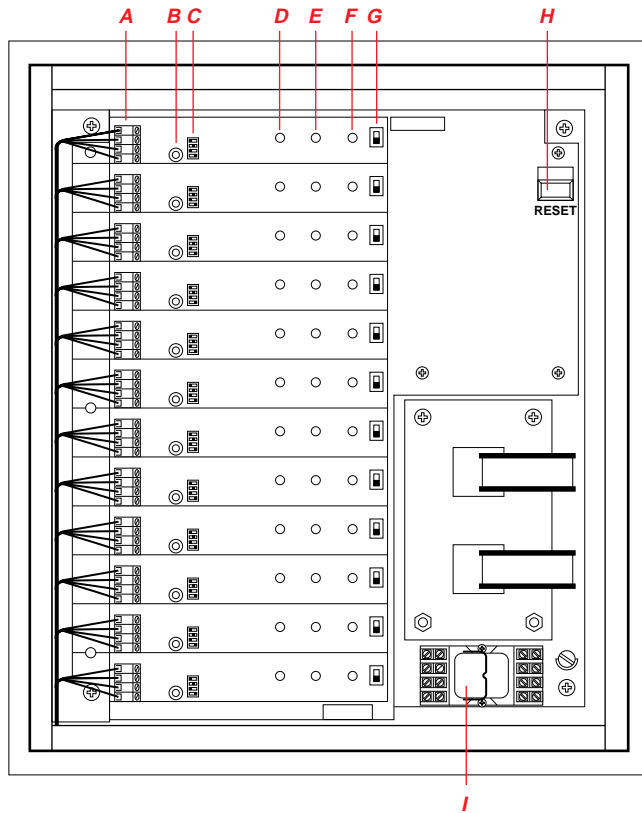
#### Technical Information

Sensing cable compatibility	All TraceTek sensing cables
Maximum length of sensing cable	100 ft (30 m)
Temperature rating	32°F to 105°F (0°C to 40°C)
Metal enclosure	NEMA 13
Audible alarm	95 decibels
Supply voltage	120/240 Vac; 50/60 Hz
Power consumption	TTG-4 25 VA TTG-12 41 VA
Relay	Activated by leak or continuity alarm in any channel One 4PDT, Form C relay 3 A rating at 120 Vac/28 Vdc

#### Ordering Information

Catalog Number	Description
TTG-4	4 channel alarm module
TTG-12	12 channel alarm module

## Internal Module Functions



- A Terminal strip**  
Connects the four wires from a sensing cable to channel in alarm module.

---

- B Test button**  
Initiates test of individual channel functions.

---

- C Channel Settings**  
DIP switches determine setting for the channel:  
- one switch turns power for channel on or off  
- three switches adjust for sensing cable type

---

- D ALARM indicator LED**  
Red LED illuminates on channel which has detected the presence of liquid (a leak).

---

- E CONTINUITY fault indicator LED**  
Yellow LED illuminates on channel which has detected a cable break—a loss of continuity in the sensing circuit.

---

- F STATUS indicator LED**
  - Illuminates **green** on channel powered and connected to alarm circuitry
  - Illuminates **red** on channel powered but disconnected from alarm circuitry (with switch G)
  - **Off** on unused channel (turned off with DIP switch C)

---

- G Status switch**  
Connects/disconnects channel from alarm circuitry.

---

- H Master reset button**  
Resets alarm circuitry.

---

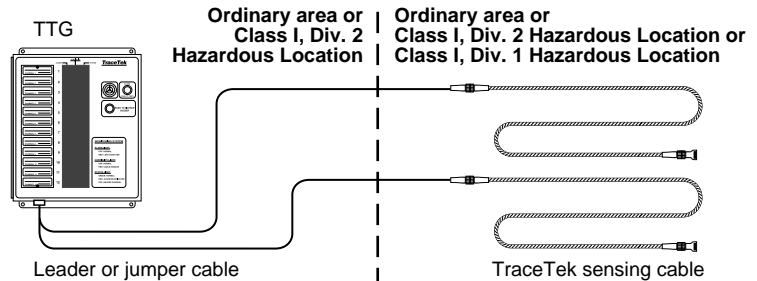
- I Alarm relays**  
Relay contacts allow actuation of optional remote alarm devices.

## Approval Information



The TTTG module is UL Listed for use in Class I Division 2, Groups A, B, C, and D Hazardous Locations. TraceTek sensing cables connected to the module may be located in Class I Division 1, Groups A, B, C, and D Hazardous Locations.

**Typical System**



The TraceTek products group is a part of Raychem Chemelex Division. Chemelex Division is ISO 9001 certified.

**Raychem Corporation  
Commercial & Industrial  
Infrastructure Division**  
300 Constitution Drive  
Menlo Park, CA 94025-1164  
Tel (800) 545-6258  
Fax (800) 611-2323  
www.raychem.com

*All information, including illustrations, is believed to be reliable. Users, however, should independently evaluate the suitability of each product for their application. Raychem makes no warranties as to the accuracy or completeness of the information, and disclaims any liability regarding its use. Raychem's only obligations are those in the Raychem Standard Terms and Conditions of Sale for this product, and in no case will Raychem be liable for any incidental, indirect, or consequential damages arising from the sale, resale, use, or misuse of the product. Specifications are subject to change without notice. In addition, Raychem reserves the right to make changes—without notification to Buyer—to materials or processing that do not affect compliance with any applicable specification.*